

MD Level 4 States

Meet Results

Apr 2-3, 2016





Page: 1

Printed: 4/7/2016 6:44:25 PM

Women / 4 / Ch B

Session: 2

Judge's Signatures

Rank	Num	Name	Gym					AA
1	303	Zoe Pallia	Hill's	9.000 2	9.700 1	9.250 6	9.400 2	37.350 1
2	157	Alicia Hall	All Pro	9.100 1	9.350 3T	9.500 4T	9.225 4	37.175 2
3	302	Eva Rosenberg	Hill's	8.350 9	9.400 2	9.750 1	9.550 1	37.050 3
4T	347	Lila Davis	Rebounders	7.900 12	9.350 3T	9.600 2	9.200 5	36.050 4T
4T	186	Lily Sabry	Baltimore County	8.900 3	9.200 6	9.175 9	8.775 10T	36.050 4T
6	282	Natalie Watson	Harford	8.450 7	9.325 5	8.875 14	9.000 6T	35.650 6
7	471	Mackenzie Chapman	Unique	8.150 10T	8.700 15	9.500 4T	9.250 3	35.600 7
8	143	Emma Fuchs	ACPR	8.750 4	9.125 8	9.100 11	8.500 16T	35.475 8
9	400	Alaina Subong	Top Flight	8.650 5	8.650 16	9.225 7	8.900 8	35.425 9
10	106	Leah Ghadisha	1st Class	8.400 8	9.100 9	9.200 8	8.650 13	35.350 10
11	460	Taylor Bobb-Semple	Fairland	8.550 6	9.000 10	8.350 19	8.775 10T	34.675 11
12	163	Lily Paul	All Pro	7.400 15	8.600 17	9.525 3	9.000 6T	34.525 12
13	104	Aniya Morris	1st Class	8.150 10T	8.850 13	8.850 15	8.500 16T	34.350 13
14	366	Corinne Turner	Sportsplex	7.100 17	8.900 11T	9.150 10	8.700 12	33.850 14
15	221	Leila Rose	Docksiders	7.500 13T	9.150 7	8.600 18	8.400 19	33.650 15
16	283	Cecilia Park	Harford	7.500 13T	8.900 11T	8.750 16	8.475 18	33.625 16
17	105	Taylor Price	1st Class	7.300 16	8.750 14	8.950 13	8.575 15	33.575 17
18	222	Parren Smith	Docksiders	6.850 19	8.350 18	9.025 12	8.600 14	32.825 18
19	215	Natalie Denaro	Docksiders	7.050 18	8.150 20	8.250 20	8.825 9	32.275 19
20	469	Lilly Mae Schultz	Flips	6.750 20	8.250 19	8.650 17	8.050 20	31.700 20