

# LEVEL 2 STATE MEET

## Meet Results





Mar 12-13, 2016

Page: 1  
Printed: 3/18/2016 11:17:59 PM

Women / 2 / SR B

Session: 4

Judge's Signatures

Rank	Num	Name	Gym					AA
1	2024	MADDIE OLIAS	All Pro Gymnastics	9.700 1	9.350 1	9.325 3	9.675 1	38.050 1
2	2132	ELIZABETH WILKINSON	WIN-WIN Gymnastics	9.350 2	9.250 2	9.050 6	9.400 5T	37.050 2
3	2061	ALLY MYERS	EAST WEST STARS	9.200 3	8.300 11	9.475 1	9.650 2	36.625 3
4	2069	KINLEY BOYLE	HARFORD GYMNASTICS	9.100 5T	8.700 6T	9.400 2	9.400 5T	36.600 4
5	2066	MACEY WAGONER	EAST WEST STARS	9.000 7	8.800 5	9.000 7T	9.400 5T	36.200 5
6	2129	ABIGAIL SEMON	WIN-WIN Gymnastics	8.700 11T	9.150 3	8.900 9	9.275 10T	36.025 6
7	2116	ANAYA HUTCHINS	UNIQUE	8.900 9	8.100 14	9.200 5	9.600 3	35.800 7
8	2081	JOELLE KELLNER	MGA	8.700 11T	8.850 4	8.750 11	9.350 8	35.650 8
9	2022	ANNALIZ GONZALES	All Pro Gymnastics	8.950 8	8.600 8T	8.700 12T	9.325 9	35.575 9
10	2034	VELINDA EDOUARD	BEACH BOUNDERS	8.800 10	8.450 10	9.000 7T	9.025 14	35.275 10
11	2096	MERCEYDE WOLF	TIDEWATER	8.600 13	8.250 12T	9.225 4	9.125 12	35.200 11
12	2082	ARIEL MOORE	MGA	9.150 4	7.900 16	8.700 12T	9.425 4	35.175 12
13	2060	IZZY McKENZIE	EAST WEST STARS	8.250 14T	8.700 6T	8.100 17	9.075 13	34.125 13
14	2117	SANI JOHNSON	UNIQUE	8.200 16	7.550 17	8.850 10	9.275 10T	33.875 14
15	2006	MACKENZIE JULIAN	1st Class	8.250 14T	8.600 8T	8.150 16	8.750 16T	33.750 15
16	2044	NYAH BENNETT	CLINTON	8.000 17	8.250 12T	8.625 15	8.750 16T	33.625 16
17	2087	SANAI TRAVERS	MGA	7.900 18	8.050 15	8.700 12T	8.850 15	33.500 17
18	2139	GABRIELLA MITLACHER	SPLITS	9.100 5T	5.000 18	7.550 18	8.250 18	29.900 18